

4 100m Individual Medley Women...

Official

13 Years New Zealand Short **1:05.08**
 13NZR Course Record
 2022-07-29  Hamilton, New Zealand

Milan Glintmeyer
 Palmerston No..


14 Years New Zealand Short **1:03.31**
 14NZR Course Record
 2014-08-01

Gabrielle Fa'amau..
 UNIAK



Open New Zealand Short **58.40**
 NZR Course Record
 2022-12-16  Melbourne

Helena Gasson
 CSCAK















18 Years New Zealand Short **1:01.39**
 18NZR Course Record
 2013-10-01



























Caroline Baddock
 NSSAK





























Show more

 Entries  Heats



Total



Rank	Competitor	Age	Club	RT	FINA	Result	
1	 Gasson Hel...	28	 Coast Swi...	+0.63		1:02.00 Entry: 58.40 (+ 3.6)	Q
	25m: 12.45		50m: 27.86 (15.41)				
	75m: 46.40 (18.54)		100m: 1:02.00 (15.60)				
2	 Harrison (V...	21	ACU Blackt...	+0.70		1:02.13 Entry: 1:01.03 (+ 1.1)	Q
	25m: 13.13		50m: 28.72 (15.59)				
	75m: 46.99 (18.27)		100m: 1:02.13 (15.14)				
3	 Pratt-Smith...	19	 Coast Swi...	+0.68		1:02.64 Entry: 1:02.36 (+ 0.28)	Q
	25m: 13.08		50m: 28.83 (15.75)				
	75m: 47.14 (18.31)		100m: 1:02.64 (15.50)				
4	 Tassicker N...	17	 Nga Tai Tu...	+0.74		1:03.97 Entry: 1:05.26 (- 1.29)	Q
	25m: 13.45		50m: 29.83 (16.38)				
	75m: 48.63 (18.80)		100m: 1:03.97 (15.34)				
5	 Mazumdar ...	17	Barker Coll...	+0.67		1:04.23 Entry: 1:05.20 (- 0.97)	Q
	25m: 12.89		50m: 28.95 (16.06)				
	75m: 48.56 (19.61)		100m: 1:04.23 (15.67)				
6	 Wilson Sarah	20	 Vikings Swi...	+0.67		1:04.38 Entry: 1:05.06 (- 0.68)	Q
	25m: 12.91		50m: 29.77 (16.86)				
	75m: 48.60 (18.83)		100m: 1:04.38 (15.78)				
7	 Glintmeyer ...	15	 Kiwi West A...	+0.71		1:04.42 Entry: 1:04.80 (- 0.38)	Q
	25m: 12.98		50m: 28.43 (15.45)				
	75m: 48.98 (20.55)		100m: 1:04.42 (15.44)				
8	 Champion Alex	17	 United Swi...	+0.68		1:04.46 Entry: 1:04.53 (- 0.07)	Q
	25m: 13.24		50m: 29.29 (16.05)				
	75m: 48.66 (19.37)		100m: 1:04.46 (15.80)				



9	 Paterson E...	21	 Neptune S...	+0.64	1:05.11 Entry: 1:05.24 (- 0.13)	Q
	25m: 13.06		50m: 29.16 (16.10)			
	75m: 49.98 (20.82)		100m: 1:05.11 (15.13)			
10	 McBride Ry...	16	 Wharenui S...	+0.76	1:05.25 Entry: 1:05.65 (- 0.4)	Q
	25m: 13.29		50m: 29.48 (16.19)			
	75m: 49.07 (19.59)		100m: 1:05.25 (16.18)			
11	 Peters Chloe	15	 Hamilton Aq...	+0.66	1:05.61 Entry: 1:05.95 (- 0.34)	Q
	25m: 13.22		50m: 30.26 (17.04)			
	75m: 50.09 (19.83)		100m: 1:05.61 (15.52)			
12	 Nelson Pho...	22	 Otaki Titan...	+0.75	1:05.75 Entry: 1:05.34 (+ 0.41)	Q
	25m: 13.31		50m: 29.33 (16.02)			
	75m: 49.82 (20.49)		100m: 1:05.75 (15.93)			
13	 Quayle Bridie	15	 Wharenui S...	+0.81	1:05.85 Entry: 1:05.39 (+ 0.46)	Q
	25m: 14.06		50m: 30.34 (16.28)			
	75m: 49.87 (19.53)		100m: 1:05.85 (15.98)			
14	 Wong Alina	16	 Ice Breaker...	+0.60	1:05.92 Entry: 1:06.03 (- 0.11)	Q
	25m: 13.53		50m: 30.19 (16.66)			
	75m: 50.18 (19.99)		100m: 1:05.92 (15.74)			
15	 George Am...	18	 Coast Swi...	+0.81	1:06.21 Entry: 1:05.71 (+ 0.5)	Q
	25m: 13.24		50m: 29.13 (15.89)			
	75m: 49.58 (20.45)		100m: 1:06.21 (16.63)			
16	 Adams Maia	19	 Raumati S...	+0.69	1:06.34 Entry: 1:05.49 (+ 0.85)	Q
	25m: 13.84		50m: 30.94 (17.10)			
	75m: 50.40 (19.46)		100m: 1:06.34 (15.94)			
17	 Chan Bianca	14	Roskill Swi...	+0.67	1:06.50 Entry: 1:07.73 (- 1.23)	Q
	25m: 13.85		50m: 31.28 (17.43)			
	75m: 50.27 (18.99)		100m: 1:06.50 (16.23)			
18	 De Coster ...	15	 St Paul's S...	+0.71	1:06.83 Entry: 1:09.90 (- 3.07)	Q
	25m: 13.99		50m: 31.52 (17.53)			
	75m: 51.68 (20.16)		100m: 1:06.83 (15.15)			
19	 Ecclestone ...	16	 United Swi...	+0.72	1:06.99 Entry: 1:07.41 (- 0.42)	Q
	25m: 13.45		50m: 30.49 (17.04)			
	75m: 50.48 (19.99)		100m: 1:06.99 (16.51)			
20	 Lowry Lola	14	 Evolution A...	+0.66	1:07.02 Entry: 1:08.25 (- 1.23)	Q
	25m: 13.59		50m: 29.95 (16.36)			
	75m: 50.47 (20.52)		100m: 1:07.02 (16.55)			
21	 Gibbs Char...	17	 Tawa Swim...	+0.64	1:07.15 Entry: 1:06.89 (+ 0.26)	Q
	25m: 13.40		50m: 30.37 (16.97)			
	75m: 50.80 (20.43)		100m: 1:07.15 (16.35)			
22	 Brock (V) T...	15	Tasmania	+0.75	1:07.33 Entry: 1:07.59 (- 0.26)	Q
	25m: 13.93		50m: 30.71 (16.78)			


		75m: 51.24 (20.53)	100m: 1:07.33 (16.09)			
23	 Martin Ana...	15	 Stratford Fl... +0.70	1:07.37	Entry: 1:09.08 (- 1.71)	Q
		25m: 13.53	50m: 30.03 (16.50)			
		75m: 51.30 (21.27)	100m: 1:07.37 (16.07)			
24	 Ancell Edie	19	 Club 37 +0.73	1:07.39	Entry: 1:07.18 (+ 0.21)	Q
		25m: 13.73	50m: 31.71 (17.98)			
		75m: 51.27 (19.56)	100m: 1:07.39 (16.12)			
25	 Hurley Kate	15	 Pirates Swi... +0.72	1:07.54	Entry: 1:06.26 (+ 1.28)	Q
		25m: 14.10	50m: 32.71 (18.61)			
		75m: 51.41 (18.70)	100m: 1:07.54 (16.13)			
25	 Maritz Ania	15	 North Shore... +0.70	1:07.54	Entry: 1:06.92 (+ 0.62)	Q
		25m: 13.29	50m: 30.46 (17.17)			
		75m: 50.88 (20.42)	100m: 1:07.54 (16.66)			
27	 McIntosh Al...	14	 Mt Wellingt... +0.69	1:07.59	Entry: 1:08.83 (- 1.24)	Q
		25m: 14.24	50m: 32.68 (18.44)			
		75m: 51.31 (18.63)	100m: 1:07.59 (16.28)			
28	 Hingston Fr...	16	 United Swi... +0.76	1:07.80	Entry: 1:07.32 (+ 0.48)	Q
		25m: 13.86	50m: 30.39 (16.53)			
		75m: 51.42 (21.03)	100m: 1:07.80 (16.38)			
28	 Lovell Nicola	14	 Blenheim S... +0.74	1:07.80	Entry: 1:08.71 (- 0.91)	Q
		25m: 14.47	50m: 31.56 (17.09)			
		75m: 51.59 (20.03)	100m: 1:07.80 (16.21)			
30	 Yamagami ...	14	 Howick Pak... +0.66	1:07.94	Entry: 1:07.53 (+ 0.41)	Q
		25m: 14.07	50m: 30.77 (16.70)			
		75m: 52.12 (21.35)	100m: 1:07.94 (15.82)			
31	 MacDonald...	14	 United Swi... +0.75	1:08.01	Entry: 1:09.87 (- 1.86)	
		25m: 13.22	50m: 30.32 (17.10)			
		75m: 51.66 (21.34)	100m: 1:08.01 (16.35)			
32	 Tapper Mila...	17	 St Peter's S... +0.73	1:08.18	Entry: 1:07.06 (+ 1.12)	
		25m: 13.70	50m: 31.03 (17.33)			
		75m: 51.95 (20.92)	100m: 1:08.18 (16.23)			
33	 Swan Brooke	16	 Tasman Sw... +0.49	1:08.24	Entry: 1:08.04 (+ 0.2)	
		25m: 13.41	50m: 30.78 (17.37)			
		75m: 51.75 (20.97)	100m: 1:08.24 (16.49)			
34	 Ellis Lucy	17	 Aquagym S... +0.72	1:08.35	Entry: 1:08.24 (+ 0.11)	
		25m: 14.24	50m: 31.12 (16.88)			
		75m: 51.59 (20.47)	100m: 1:08.35 (16.76)			
35	 Wilson Sa...	17	 Tasman Sw... +0.72	1:08.58	Entry: 1:06.20 (+ 2.38)	
		25m: 13.91	50m: 31.20 (17.29)			
		75m: 51.65 (20.45)	100m: 1:08.58 (16.93)			
36	 Abbott Lucy	17	 SwimZone ... +0.71	1:08.73	Entry: 1:08.18 (+ 0.55)	



25m: 13.62 50m: 30.63 (17.01)
75m: 52.22 (21.59) 100m: 1:08.73 (16.51)



37  Liu Arissa 13  Phoenix Aq... +0.81 **1:08.78**
Entry: 1:10.25 (- 1.47)
25m: 14.45 50m: 30.63 (16.18)
75m: 52.36 (21.73) 100m: 1:08.78 (16.42)



38  Perry Sophie 17  St Paul's S... +0.77 **1:08.81**
Entry: 1:07.67 (+ 1.14)
25m: 13.86 50m: 30.76 (16.90)
75m: 52.07 (21.31) 100m: 1:08.81 (16.74)



39  Mihaka Pippa 16  Hamilton Aq... +0.83 **1:08.85**
Entry: 1:07.74 (+ 1.11)
25m: 13.94 50m: 31.09 (17.15)
75m: 51.92 (20.83) 100m: 1:08.85 (16.93)

39  Potter (V) J... 18 Tasmania +0.66 **1:08.85**
Entry: 1:07.63 (+ 1.22)
25m: 13.60 50m: 31.15 (17.55)
75m: 51.40 (20.25) 100m: 1:08.85 (17.45)



41  Nicholls Lola 15  Napier Aqu... +0.62 **1:09.02**
Entry: 1:07.90 (+ 1.12)
25m: 13.45 50m: 30.88 (17.43)
75m: 52.32 (21.44) 100m: 1:09.02 (16.70)



42  Bell Millie 15  North Cant... +0.72 **1:09.14**
Entry: 1:08.34 (+ 0.8)
25m: 13.87 50m: 31.13 (17.26)
75m: 52.87 (21.74) 100m: 1:09.14 (16.27)



43  Austin Amelie 16  St Paul's S... +0.77 **1:09.35**
Entry: 1:08.66 (+ 0.69)
25m: 14.07 50m: 31.66 (17.59)
75m: 52.73 (21.07) 100m: 1:09.35 (16.62)



44  Stanford H... 16  Greendale ... +0.64 **1:09.57**
Entry: 1:09.43 (+ 0.14)
25m: 13.98 50m: 30.69 (16.71)
75m: 52.63 (21.94) 100m: 1:09.57 (16.94)

44  Molnar Sop... 16  Wharenui S... +0.74 **1:09.57**
Entry: 1:09.68 (- 0.11)
25m: 14.64 50m: 32.59 (17.95)
75m: 52.89 (20.30) 100m: 1:09.57 (16.68)

46  Franklin Pa... 15  Central Ha... +0.68 **1:09.71**
Entry: 1:09.40 (+ 0.31)
25m: 14.27 50m: 32.10 (17.83)
75m: 52.79 (20.69) 100m: 1:09.71 (16.92)



46  MacDowall ... 15  Selwyn Swi... +0.75 **1:09.71**
Entry: 1:10.29 (- 0.58)
25m: 14.24 50m: 31.49 (17.25)
75m: 52.55 (21.06) 100m: 1:09.71 (17.16)



48  Laban Mia 15  Howick Pak... +0.72 **1:09.72**
Entry: 1:09.05 (+ 0.67)
25m: 14.04 50m: 31.04 (17.00)
75m: 53.16 (22.12) 100m: 1:09.72 (16.56)

49  McGrath Lily 13  Neptune S... +0.75 **1:09.77**
Entry: 1:09.80 (- 0.03)
25m: 14.83 50m: 32.89 (18.06)
75m: 53.07 (20.18) 100m: 1:09.77 (16.70)


50	 McLaren A...	16	 Trojans Swi... +0.73	1:09.84 Entry: 1:08.77 (+ 1.07)
	25m: 14.21		50m: 31.48 (17.27)	
	75m: 52.43 (20.95)		100m: 1:09.84 (17.41)	
51	 Grout Tori	19	 North Shore... +0.76	1:09.87 Entry: 1:07.47 (+ 2.4)
	25m: 14.19		50m: 32.44 (18.25)	
	75m: 52.65 (20.21)		100m: 1:09.87 (17.22)	
51	 Harvey Tessa	15	 Liz van Wel... +0.62	1:09.87 Entry: 1:08.81 (+ 1.06)
	25m: 14.04		50m: 30.93 (16.89)	
	75m: 53.13 (22.20)		100m: 1:09.87 (16.74)	
53	 Taylor Liv	15	 North Shore... +0.66	1:09.88 Entry: 1:10.17 (- 0.29)
	25m: 14.17		50m: 31.97 (17.80)	
	75m: 52.73 (20.76)		100m: 1:09.88 (17.15)	
54	 Humphreys...	16	 Coast Swi... +0.83	1:09.89 Entry: 1:09.11 (+ 0.78)
	25m: 14.00		50m: 31.54 (17.54)	
	75m: 53.31 (21.77)		100m: 1:09.89 (16.58)	
55	 Palmer Luisa	13	 Wanaka Sw... +0.81	1:09.90 Entry: 1:11.52 (- 1.62)
	25m: 14.06		50m: 31.69 (17.63)	
	75m: 53.29 (21.60)		100m: 1:09.90 (16.61)	
56	 McLaren K...	16	 Trojans Swi... +0.73	1:09.91 Entry: 1:09.28 (+ 0.63)
	25m: 13.82		50m: 31.11 (17.29)	
	75m: 52.62 (21.51)		100m: 1:09.91 (17.29)	
57	 Skidmore E...	16	 Trojans Swi... +0.77	1:09.93 Entry: 1:08.94 (+ 0.99)
	25m: 13.71		50m: 30.97 (17.26)	
	75m: 52.64 (21.67)		100m: 1:09.93 (17.29)	
58	 Pratt-Smith...	15	 Mt Maunga... +0.72	1:09.96 Entry: 1:11.03 (- 1.07)
	25m: 13.88		50m: 31.47 (17.59)	
	75m: 53.31 (21.84)		100m: 1:09.96 (16.65)	
59	 Bonnard (V...	14	Tahiti +0.70	1:10.11 Entry: 1:10.33 (- 0.22)
	25m: 13.53		50m: 31.26 (17.73)	
	75m: 53.43 (22.17)		100m: 1:10.11 (16.68)	
60	 Harris Sofia	14	Dragon Swi... +0.81	1:10.12 Entry: 1:10.36 (- 0.24)
	25m: 14.88		50m: 31.94 (17.06)	
	75m: 52.35 (20.41)		100m: 1:10.12 (17.77)	
61	 Price Lucy	16	 St Peter's S... +0.63	1:10.17 Entry: 1:09.98 (+ 0.19)
	25m: 13.78		50m: 32.78 (19.00)	
	75m: 53.92 (21.14)		100m: 1:10.17 (16.25)	
61	 Penman M...	15	 Parnell Swi... +0.73	1:10.17 Entry: 1:11.08 (- 0.91)
	25m: 14.62		50m: 32.35 (17.73)	
	75m: 52.63 (20.28)		100m: 1:10.17 (17.54)	
63	 Nelson Holly	15	 North Shore... +0.72	1:10.21 Entry: 1:10.11 (+ 0.1)
	25m: 14.61		50m: 31.69 (17.08)	


75m: 53.77 (22.08) 100m: 1:10.21 (16.44)



64  Simpson N... 16  Swim Rotor... +0.79 **1:10.38**
Entry: 1:09.57 (+ 0.81)
25m: 14.43 50m: 32.09 (17.66)
75m: 53.96 (21.87) 100m: 1:10.38 (16.42)

65  Waite Imogen 16  Otaki Titan... +0.74 **1:10.41**
Entry: 1:09.14 (+ 1.27)
25m: 14.31 50m: 31.63 (17.32)
75m: 53.45 (21.82) 100m: 1:10.41 (16.96)



66  Hooton Zoe 13  Coast Swi... +0.62 **1:10.91**
Entry: 1:10.31 (+ 0.6)
25m: 14.32 50m: 31.82 (17.50)
75m: 53.54 (21.72) 100m: 1:10.91 (17.37)



67  Sasamoto ... 15 Enterprise ... +0.67 **1:10.97**
Entry: 1:10.76 (+ 0.21)
25m: 14.89 50m: 32.63 (17.74)
75m: 54.39 (21.76) 100m: 1:10.97 (16.58)



68  Uta'i Elena-... 14 Roskill Swi... +0.73 **1:11.03**
Entry: 1:10.94 (+ 0.09)
25m: 14.39 50m: 31.75 (17.36)
75m: 53.68 (21.93) 100m: 1:11.03 (17.35)


69  McLaren C... 13  Trojans Swi... +0.67 **1:11.08**
Entry: 1:12.37 (- 1.29)
25m: 14.85 50m: 32.73 (17.88)
75m: 53.59 (20.86) 100m: 1:11.08 (17.49)


70  Flint Mia 14  Jasi Swim ... +0.75 **1:11.10**
Entry: 1:09.88 (+ 1.22)
25m: 14.74 50m: 32.44 (17.70)
75m: 53.72 (21.28) 100m: 1:11.10 (17.38)

71  Carter Violet 13  Ice Breaker... +0.74 **1:11.12**
Entry: 1:10.90 (+ 0.22)
25m: 15.12 50m: 32.74 (17.62)
75m: 53.87 (21.13) 100m: 1:11.12 (17.25)

72  Sorenson ... 13  Porirua City... +0.68 **1:11.44**
Entry: 1:10.71 (+ 0.73)
25m: 14.37 50m: 33.18 (18.81)
75m: 54.01 (20.83) 100m: 1:11.44 (17.43)























73  Hanley Ella 14  Tawa Swim... +0.72 **1:11.46**
Entry: 1:10.99 (+ 0.47)
25m: 14.16 50m: 32.32 (18.16)
75m: 53.45 (21.13) 100m: 1:11.46 (18.01)

74  Gwiazdzins... 14 Stratford Fl... +0.73 **1:11.58**
Entry: 1:11.18 (+ 0.4)
25m: 14.69 50m: 33.07 (18.38)
75m: 54.45 (21.38) 100m: 1:11.58 (17.13)

75  Roberts Ari... 16  Evolution A... +0.78 **1:11.71**
Entry: 1:09.47 (+ 2.24)
25m: 13.96 50m: 31.83 (17.87)
75m: 54.57 (22.74) 100m: 1:11.71 (17.14)

76  Upton Laila 13  Capital Swi... +0.71 **1:11.72**
Entry: 1:10.89 (+ 0.83)
25m: 14.90 50m: 34.26 (19.36)
75m: 55.53 (21.27) 100m: 1:11.72 (16.19)

77  Menzies La... 14  Selwyn Swi... +0.77 **1:11.77**
Entry: 1:10.42 (+ 1.35)

	25m: 14.26 75m: 54.13 (22.53)	50m: 31.60 (17.34) 100m: 1:11.77 (17.64)		
78	 Thompson ...	15  Mt Maunga... +0.66	1:12.04 Entry: 1:11.24 (+ 0.8)	
	25m: 14.76 75m: 54.29 (21.79)	50m: 32.50 (17.74) 100m: 1:12.04 (17.75)		
79	 Tongalea Mila	13  Manurewa ... +0.63	1:12.15 Entry: 1:12.08 (+ 0.07)	
	25m: 14.30 75m: 54.60 (23.01)	50m: 31.59 (17.29) 100m: 1:12.15 (17.55)		
80	 Trist Skye	16  Aquagym S... +0.80	1:12.33 Entry: 1:09.59 (+ 2.74)	
	25m: 14.56 75m: 54.46 (22.05)	50m: 32.41 (17.85) 100m: 1:12.33 (17.87)		
81	 Sun Teresa	13  United Swi... +0.79	1:12.48 Entry: 1:10.66 (+ 1.82)	
	25m: 14.83 75m: 53.92 (21.61)	50m: 32.31 (17.48) 100m: 1:12.48 (18.56)		
82	 Spencer-M...	13  Wharenui S... +0.73	1:12.69 Entry: 1:13.00 (- 0.31)	
	25m: 15.33 75m: 55.06 (21.66)	50m: 33.40 (18.07) 100m: 1:12.69 (17.63)		
83	 Zhang Cle...	13  Howick Pak... +0.64	1:12.88 Entry: 1:12.94 (- 0.06)	
	25m: 13.92 75m: 54.80 (22.84)	50m: 31.96 (18.04) 100m: 1:12.88 (18.08)		
84	 Knight Kayla	14  United Swi... +0.80	1:12.99 Entry: 1:11.19 (+ 1.8)	
	25m: 15.48 75m: 56.01 (22.60)	50m: 33.41 (17.93) 100m: 1:12.99 (16.98)		
85	 Iosefa Jordan	13  Club 37 +0.53	1:13.08 Entry: 1:12.87 (+ 0.21)	
	25m: 14.72 75m: 55.88 (22.86)	50m: 33.02 (18.30) 100m: 1:13.08 (17.20)		
86	 Sampson ...	15  SwimZone ...	1:13.13 Entry: 1:10.69 (+ 2.44)	
	25m: 15.10 75m: 54.21 (20.94)	50m: 33.27 (18.17) 100m: 1:13.13 (18.92)		
87	 Reynolds ...	15  Howick Pak... +0.79	1:15.28 Entry: 1:11.14 (+ 4.14)	
	25m: 15.11 75m: 57.90 (24.08)	50m: 33.82 (18.71) 100m: 1:15.28 (17.38)		
0	 Littlejohn L...	19  St Paul's S... +0.69	DSQ	